

- Bajonett-Verriegelung
- 2 – 8-polig
- Schutzart IP40
- Lötanschluss
- Durchmesser 12 mm



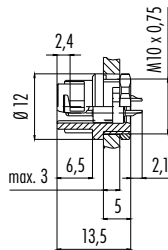
Bezeichnung	Maßzeichnung	Polzahl	Kabeldurchlass 3–4 mm	Kabeldurchlass 4–5 mm
Kabelstecker		2	99 0971 100 02	99 0971 102 02
		3	99 0975 100 03	99 0975 102 03
		4	99 0979 100 04	99 0979 102 04
		5	99 0995 100 05	99 0995 102 05
		7	99 9475 100 07	99 9475 102 07
		8	99 9479 100 08	99 9479 102 08



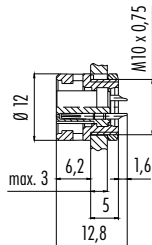
Kabeldose		2	99 0972 100 02	99 0972 102 02
		3	99 0976 100 03	99 0976 102 03
		4	99 0980 100 04	99 0980 102 04
		5	99 0996 100 05	99 0996 102 05
		7	99 9476 100 07	99 9476 102 07
		8	99 9480 100 08	99 9480 102 08



	Bestell-Nr.	
Flanschstecker	2	09 0973 00 02
	3	09 0977 00 03
	4	09 0981 00 04
	5	09 0997 00 05
	7	09 9477 00 07
	8	09 9481 00 08



Flanschdose		2	09 0974 00 02
		3	09 0978 00 03
		4	09 0982 00 04
		5	09 0998 00 05
		7	09 9478 00 07
		8	09 9482 00 08

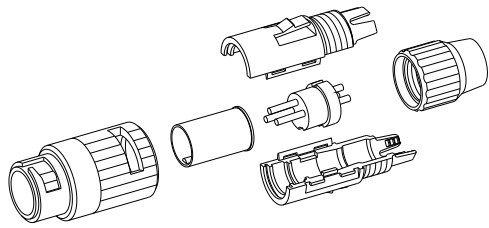


Technische Daten

Polzahl	2	3	4	5	7	8
Anschlussquerschnitt	max. 0,25 mm ² (max. AWG 24)				max. 0,14 mm ² (max. AWG 26)	
Mechanische Lebensdauer	> 500 Steckzyklen					
Grenztemperatur	– 40 °C / + 85 °C					
Bemessungsspannung	125 V					
Verschmutzungsgrad	1					
Bemessungsstrom (40°C)	4 A			3 A		1 A
Kontaktoberfläche	Au (Gold)					
Material Gehäuse	PA					

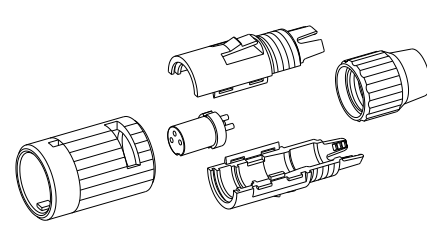
Einzelteildarstellung

Kabelstecker



Gewinding Stecker
Hülse
Trägerhalbschale Ober- und
Unterteil
Steckereinsatz
Druckschraube

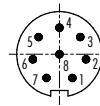
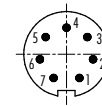
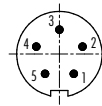
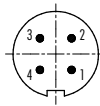
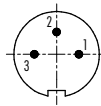
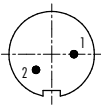
Kabeldose



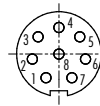
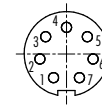
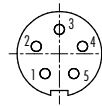
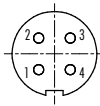
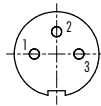
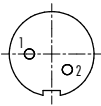
Gewinding Dose
Trägerhalbschale Ober- und
Unterteil
Buchseinsatz
Druckschraube

Polbilder Stifteinsatz (Steckseite)

2 pol 3 pol 4 pol 5 pol 7 pol 8 pol



Polbilder Buchseneinsatz (Steckseite)



Montageausschnitt

